



number**Fire**

PRESENTED BY **Nik Bonaddio**
CEO/Founder

nik@numberfire.com

NUMBERFIRE IS..

**The next generation
sports analytics
platform.**

NUMBERFIRE IS..

**..Five Thirty Eight
for sports.**

	1	2	3	4	T
SD	7	0	9	7	23
DEN	0	17	7	6	30

Top Performers

Passing: P. Manning (DEN) - 270 YDS, 3 TD, 1 INT

Rushing: W. McGahee (DEN) - 7 CAR, 55 YDS

Receiving: D. Alexander (SD) - 7 REC, 96 YDS, 2 TD



GMC  GMC. THE OFFICIAL VEHICLE OF THE NFL [LEARN MORE >](#)

Recap











Box Score

Play-By-Play



Drives

Photos **120**Conversation **5000+****SECTION 140**

Scoring Summary

FIRST QUARTER				SD	DEN
	TD	06:52	Eric Weddle 23 Yd Interception Return (Nick Novak Kick)	7	0
SECOND QUARTER				SD	DEN
	TD	13:00	Demaryius Thomas 13 Yd Pass From Peyton Manning (Matt Prater Kick)	7	7
	FG	11:33	Matt Prater 19 Yd	7	10
	TD	01:44	Brandon Stokley 31 Yd Pass From Peyton Manning (Matt Prater Kick)	7	17
THIRD QUARTER				SD	DEN
	SF	12:48	Peyton Manning Tackled By Shaun Phillips In End Zone	9	17
	TD	07:23	Eric Decker 20 Yd Pass From Peyton Manning (Matt Prater Kick)	9	24
	TD	00:58	Danario Alexander 8 Yd Pass From Phillip Rivers (Nick Novak Kick)	16	24
FOURTH QUARTER				SD	DEN
	FG	10:43	Matt Prater 30 Yd	16	27
	FG	04:14	Matt Prater 32 Yd	16	30
	TD	01:24	Danario Alexander 21 Yd Pass From Phillip Rivers (Nick Novak Kick)	23	30

Team Stat Comparison

	 SD	 DEN
1st Downs	13	21
Passing 1st downs	11	13
Rushing 1st downs	1	7
1st downs from Penalties	1	1
3rd down efficiency	3-16	6-16
4th down efficiency	1-2	0-0
Total Plays	67	70
Total Yards	277	386
Yards per play	4.1	5.5
Total Drives	17	16
Passing	224	253
Comp - Att	24-40	25-42
Yards per pass	5.6	6.0
Interceptions thrown	2	1
Sacks - Yards Lost	4-34	3-17
Rushing	53	133
Rushing Attempts	23	25
Yards per rush	2.3	5.3
Red Zone (Made-Att)	1-1	1-4
Penalties	10-65	4-30
Turnovers	3	2
Fumbles lost	1	1
Interceptions thrown	2	1

“I just don’t like him this week, simple as that.”

[Jonathan Stewart](#) got the first series of the second quarter and on his first carry took a [cutback](#) run in which he gained 11 yards. Through the second quarter, he turned in the [play](#), a cutback run in which he eluded just [one](#) defender and gained 29 yards, only to see it called back [because](#) he did anything like that broken-field running

[Williams](#) still played more and saw the ball [more](#) than [Stewart](#). [Indeed](#), while Stewart is in the second-to-last season of his rookie deal. I'm still [ranking Williams ahead of Stew Beef](#). But the gap is closing just a bit. Remember, Stewart rushed for 10 TDs in both '08 and '09 in mostly a part-time role. I think he's a sneaky flex play many weeks, and this is one of them. Over the past few seasons, the Packers have been easier to run against than throw against (granted that was before [B.J. Raji](#) started doing his best [Gilbert Brown](#) impression). [I just don't like him this week, simple as that.](#)

5. The Phoenix Suns of the NFL. Regular readers know I'm a New England Patriots fan. But I get a nervous feeling about this team. The same kind of nervous feeling I often got last year when the defense would allow another long drive, then get rescued (in the regular season) by [Tom Brady](#) and the offense. The Pats have nice strength at defensive tackle and middle linebacker, and [Devin McCourty](#) is the real deal as their top corner. But I saw a whole lot of *feh* everywhere else Monday.

STEP ONE: UNDERSTAND WHAT HAPPENED



STEP ONE: UNDERSTAND WHAT HAPPENED




STEP ONE: UNDERSTAND WHAT HAPPENED



2nd and 9, CHI 35
13:34, 1st quarter
SF 0, CHI 0

C.Kaepernick pass short right to
V.Davis to CHI 23 for 12 yards. Tackle
by C. Tillman and L. Briggs. Caught at
CHI 27.

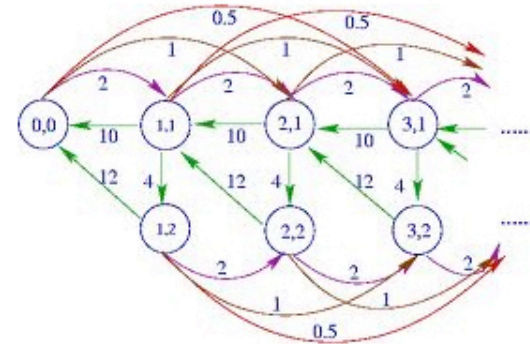



STEP ONE: UNDERSTAND WHAT HAPPENED



2nd and 9, CHI 35
13:34, 1st quarter
SF 0, CHI 0

C.Kaepernick pass short right to
V.Davis to CHI 23 for 12 yards. Tackle
by C. Tillman and L. Briggs. Caught at
CHI 27.

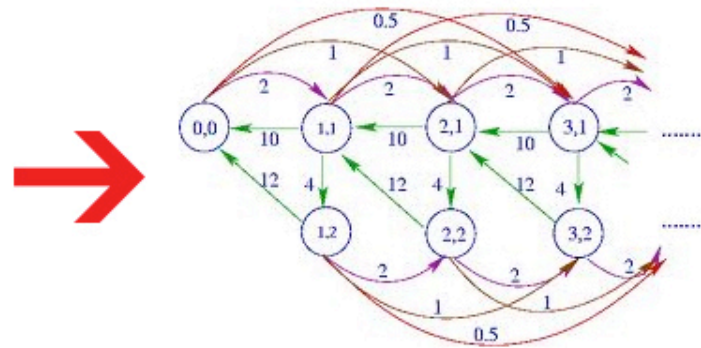



STEP ONE: UNDERSTAND WHAT HAPPENED



2nd and 9, CHI 35
13:34, 1st quarter
SF 0, CHI 0

C.Kaepernick pass short right to V.Davis to CHI 23 for 12 yards. Tackle by C. Tillman and L. Briggs. Caught at CHI 27.



Expected Points Before

Expected Points After

3.13

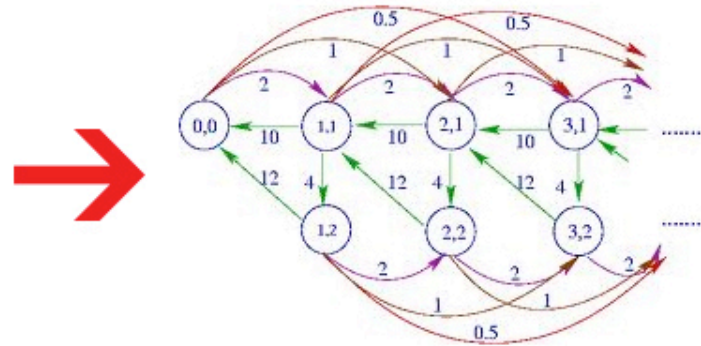

4.41

STEP ONE: UNDERSTAND WHAT HAPPENED



2nd and 9, CHI 35
13:34, 1st quarter
SF 0, CHI 0

C.Kaepernick pass short right to V.Davis to CHI 23 for 12 yards. Tackle by C. Tillman and L. Briggs. Caught at CHI 27.



Expected Points Before

3.13

Expected Points After

4.41

+1.28 net efficiency added

STEP TWO: USE METRICS TO PREDICT



STEP TWO: USE METRICS TO PREDICT

Tom Brady
QB, Patriots

+124.34 net efficiency pass

-3.56 net efficiency rush



STEP TWO: USE METRICS TO PREDICT



Tom Brady
QB, Patriots

+124.34 net efficiency pass
-3.56 net efficiency rush



Philip Rivers

2008 season

99.31% similar



Dan Marino

1987 season

97.56% similar



Dan Fouts

1980 season

96.20% similar

STEP TWO: USE METRICS TO PREDICT



Tom Brady
QB, Patriots

+124.34 net efficiency pass
-3.56 net efficiency rush



Philip Rivers

2008 season

99.31% similar



Dan Marino

1987 season

97.56% similar



Dan Fouts

1980 season

96.20% similar



Strongest Predictors (?)

Player	Opponent	Stats	Match	Score
Scott Mitchell	vs. ARI, W3 1995	17/26, 217 yards, 1 TDs, 0 INTs	95.16%	11
Dan Marino	vs. CHI, W11 1994	24/38, 289 yards, 1 TDs, 1 INTs	94.47%	12
Kurt Warner	vs. SEA, W17 2008	19/30, 263 yards, 4 TDs, 1 INTs	94.11%	23
Tom Brady	vs. SD, W4 2005	19/32, 224 yards, 1 TDs, 1 INTs	93.94%	9

STEP TWO: USE METRICS TO PREDICT



Tom Brady
QB, Patriots

+124.34 net efficiency pass
-3.56 net efficiency rush



Philip Rivers
2008 season
99.31% similar



Dan Marino
1987 season
97.56% similar



Dan Fouts
1980 season
96.20% similar



Strongest Predictors (?)

Player	Opponent	Stats	Match	Score
Scott Mitchell	vs. ARI, W3 1995	17/26, 217 yards, 1 TDs, 0 INTs	95.16%	11
Dan Marino	vs. CHI, W11 1994	24/38, 289 yards, 1 TDs, 1 INTs	94.47%	12
Kurt Warner	vs. SEA, W17 2008	19/30, 263 yards, 4 TDs, 1 INTs	94.11%	23
Tom Brady	vs. SD, W4 2005	19/32, 224 yards, 1 TDs, 1 INTs	93.94%	9



285.92 pass yards, 2.85 TDs, 0.58 INTs









Thanks!

www.numberfire.com

nik@numberfire.com